

SCARBOROUGH AND DISTRICT TAXI ASSOCIATION

Mr Mark Heaton
 Taxi Licensing Officer
 Scarborough Borough Council
 Town Hall
 Scarborough
 YO11 2HG

10 JUN 2017

Friday, 07 July 2017

Dear Mark


Further to approval at the Scarborough and District Taxi Association annual general meeting we make this application for a fare increase within the Scarborough Hackney Carriage Licensing controlled area and have listed below our main reasons for this and also as to the change in the tariff structure.

It is now four years since the last fare increase and hope the licensing committee members will consider our application to be reasonable when considering this at the licensing committee meeting.

- It is now four years since the last fare increase
- The Fare distance structure has been simplified which has made it more transparent to the public.
- The three tariffs' will encourage more evening time drivers and help boost the night time economy.
- The recently increased costs levied by the licensing department on all chargeable items and services provided by the council.
- Insurance premiums have increased dramatically over the last few years with drivers being penalised even for 'no fault' incidents. Examples of this are well documented in the daily press.
- Cost of everyday essentials needed by the drivers as they go about their daily work and the general increase in utility service charges.
- The high cost of running a motor vehicle is known to everyone and whilst the cost of fuel has reduced it is still the single largest expense incurred.
- In the years since the last fare increase the RPI has consistently been marked at circa two and a half percent each fiscal year.
- Extra expense is now being incurred with the new MOT testing criteria enforced by the council and the full government recommended Fee that is being charged which prevents owners and drivers taking advantage of the competitive local MOT fees that are dictated by market forces.
- The increased down time associated with the new MOT testing and whilst in some cases this may be minimal but for the Whitby drivers and operators it is quite substantial.
- Vehicle soiling which is normally encountered at night time takes the driver off the road for the evening and the new charge is more representative to the drivers loss of income.
- Bank holiday tariff day changes designed to encourage additional drivers over these busy periods and help keep the taxi service aligned with other services in the integrated transport system of which the hackney trade is a fully enlisted participant.

The Scarborough and District Taxi Association committee have also spent a great deal of time in ensuring that the increase applied for is fair and reasonable for all sectors of the travelling public whether it be for short or long journeys within the licensing authorities controlled area.

Yours sincerely



Association Chairman

SCARBOROUGH AND DISTRICT TAXI ASSOCIATION

CHAIRMAN
Adrian Smith

VICE-CHAIRMAN
George R Cockerill

SECRETARY
Chris Brooks

TREASURER
Paul Whitewick

Mr Mark Heaton
Taxi Licensing Manager
Scarborough Borough Council
Town Hall
Scarborough
YO11 2HG

Friday, July 07, 2017


Dear Mark

Re:- Fare Increase

Further to a proposal passed at the Associations Extraordinary General Meeting of May 2017 we detail below our request for a fare increase.

TARIFF 1 > 06.00am to 9.00pm	
If the distance does not exceed 1/7 th mile for the whole distance (Flag Drop)	£4.00
For over 4 passengers additional Tariff of £1.00 per person	
For each subsequent 1/7 th mile or part thereof	20p
TARIFF > 9.00pm to midnight	
If the distance does not exceed 1/8 th mile for whole distance (Flag Drop)	£4.20
For each subsequent 1/8 th mile or part thereof	20p
TARIFF 3 > Midnight to 06.00am	
If the distance does not exceed 1/8 th mile for whole distance (Flag Drop)	£4.60
For each subsequent 1/8 th mile or part thereof	20p
Bank Holidays	
On Bank Holiday Weekends Saturday / Sunday / Monday / Good Friday / Except Christmas Day, Boxing Day & New Year's Eve – TARIFF Rate 3	
Extras	
For each person in excess of one and For each article of luggage per person conveyed outside the passenger compartment of the carriage (not including carrier bags or other parcels not exceeding 15lbs)	
SOILING CHARGE	
A soiling charge may be levied, up to a maximum of £80.00 necessitating the cleaning of a Licensed Taxi	
Waiting Time	
For each period of 60 Seconds or part thereof T1 & 48seconds T2 & T3	20p
NOTE - ALL OTHER CHARGES TO REMAIN THE SAME AS CURRENT FARE CARD	

Yours sincerely



Chairman SDTA
Adrian Smith



A great place to live, work & play

FromT/B/A.... 2017.....

TAXI FARES

PERIOD APPLICABLE	Between 06:00am & 9:00pm	Between 9:00pm & Midnight	Between midnight & 06:00am	On Bank Holiday Weekends Saturday / Sunday / Monday / Good Friday / Except Christmas Day, Boxing Day & New Year's Eve - TARIFF Rate 3	
TARIFF RATE	1	2	3	EXTRA CHARGES	CHARG
First 1/7 th mile or part thereof (First 1/8 th mile for Tariff 2&3) For over 4 passengers additional Tariff of £1.00 per person	£4.00	£4.20	£4.60	For each person in excess of one and For each article of luggage per person conveyed outside the passenger compartment of the carriage (not including carrier bags or other parcels not exceeding 15lbs)	£0.20
For each subsequent 1/7 th mile of part thereof up to 1 mile (1/8 th mile for Tariff 2)	£0.20	£0.20	£0.20	For each bicycle, child's perambulator, pushchair, invalid car, dog or cat	£0.20
Waiting time per minute (48 seconds for Tariff 2)	£0.20	£0.20	£0.20	Booking Fee Not to exceed £12	£12 (MAXIMUM)
CHRISTMAS AND NEW YEAR				SOILING CHARGE A soiling charge may be levied, up to a maximum of £80.00 necessitating the cleaning of a Licensed Taxi	
Christmas Rate (6pm on Christmas Eve to 6am on 27 th December)	Double Tariff 1	Double Tariff 1	Double Tariff 1		
New Year Rate 6pm on New Year's Eve to 6am on 2 nd January	Double Tariff 1	Double Tariff 1	Double Tariff 1		
				Congestion & Toll Charges Any congestion and/or toll charges incurred on a journey shall be charged to the customer	

Fare for 1 mile	T1 £5.20	T2 £5.60	T3 £6.00	EXAMPLE TARIFFS
Fare for 5 miles	T1 £10.8	T2 £12.00	T3 £12.40	
Fare for 20 miles	T1 £31.80	T2 £36.00	T3 £36.40	

Industries › Society › Economy › United Kingdom (UK): Monthly Consumer Price Index (CPIH) 2015-2017

Consumer Price Index (CPIH) in the United Kingdom (UK) from December 2015 to March 2017*



ABOUT THIS STATISTIC

This statistic shows the Consumer Price Index (CPIH) in the United Kingdom (UK) from December 2015 to March 2017. Over the time period, the CPIH has been steadily increasing with the peak being in the most recent month of March 2017, at 102.7 points.

SPECIAL FUNCTIONS

Download as ...

Graphic (PNG)

Excel (XLS)

PowerPoint (PPT)

PDF

Options

Settings

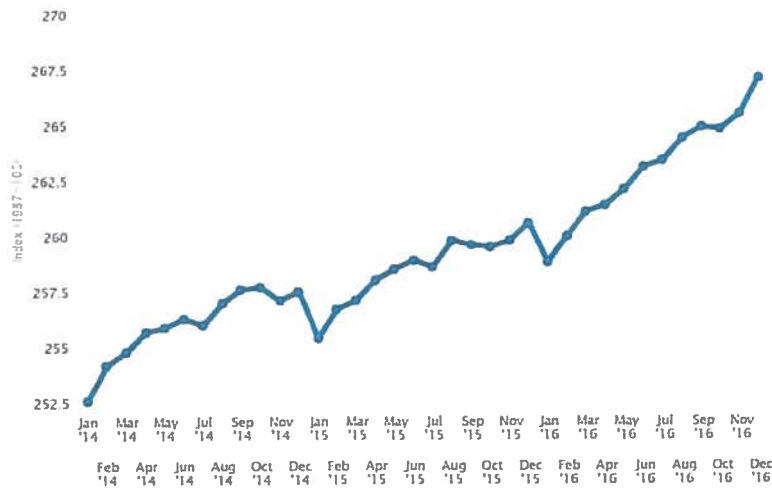
Print

Research Alerts

[Complete Source Details](#)

Data visualized by + a b l e a u

Retail Price Index (RPI) in the United Kingdom (UK) from January 2014 to December 2016*



ABOUT THIS STATISTIC

This statistic shows the Retail Price Index (RPI) in the United Kingdom (UK) from January 2014 to December 2016. Over the time period, the RPI increased by 14.6 index points. The peak occurred in December 2016 at 267.1 index points.

SPECIAL FUNCTIONS

Download as ...

Graphic (PNG)

Excel (XLS)

PowerPoint (PPT)

PDF

Options

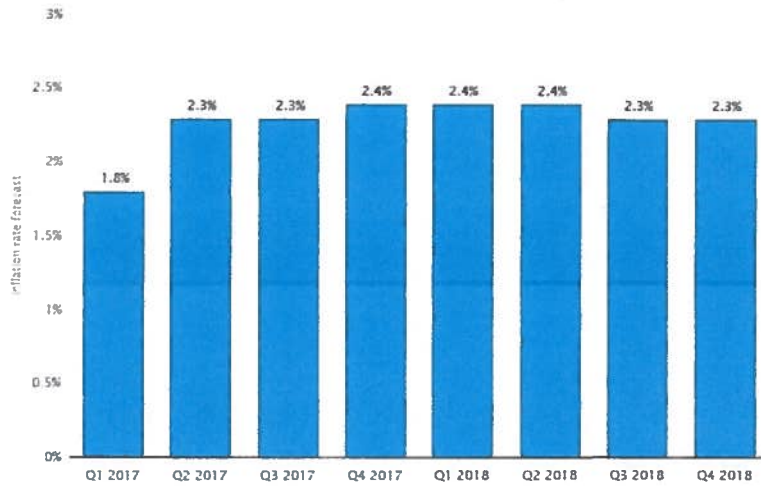
Settings

Print

[Complete Source Details](#)

Data visualized by tableau

Inflation rate forecast: Consumer Price Index (CPI) in the United Kingdom (UK) for quarter 2017 to 4th quarter 2018



ABOUT THIS STATISTIC

This statistic shows the forecasted percentage on a year earlier of the Consumer Price Index (the United Kingdom (UK) for the first quarter of 2017 to the fourth quarter of 2018. The CPI rate is the commonly used measure of inflation in the UK. The forecast predicts a peak during this period of 2.4 percent in the last quarter of 2017. This trend is expected to continue throughout the first two quarters of 2018. More information regarding UK's CPI is available, including monthly UK CPI throughout 2015 and 2016, as well as annual comparative data regarding consumer price in the United Kingdom.

Complete Source Details

Data visualized by  ableou